

Exploring Geometric Sequences

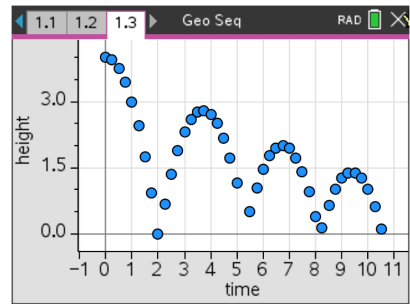
Student Activity 

Name _____

Class _____

Example of Geometric Sequence

The height that a ball rebounds to after repeated bounces is an example of a geometric sequence. The top of the ball appears to be about 4.0, 2.8, 2.0, and 1.4 units. If the ratios of consecutive terms of a sequence are the same, then it is a geometric sequence. The common ratio r for these values is about 0.7.

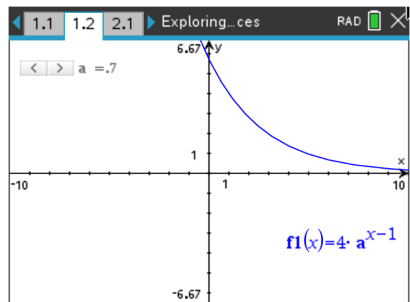
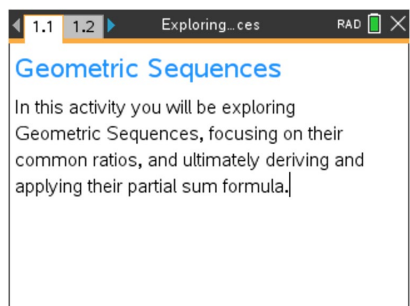


Problem 1 – Changing the Common Ratio

Explore what happens when the common ratio changes.

Open the *Exploring_Geometric_Sequences.tns* file. Move to **page 1.2**. On this graph is the function $f1(x) = 4 \cdot a^{x-1}$. In the top left corner you will see a slider for the common ratio, a . By pressing on the left and right arrows of the slider, you will change the value of a on the interval $-0.1 \leq a \leq 1.1$, with a step of 0.1. Use the slider and the resulting function to answer the following questions.

1. Discuss why you think the r -value is called the common ratio.
2. With a classmate observe what happens when you change the common ratio from positive to negative. Explain why this happens.
3. If each output from this function was a term in a geometric sequence, describe what would happen if you added all the terms of this sequence. Explain what common ratio conditions that would be needed so that the sum will diverge, (get larger, and not converge to some number). Use the table functions on the handheld as an aid.

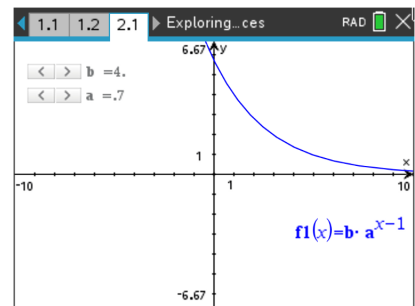




- When the common ratio is larger than 1, explain what happens to the graph and values of $f_1(x)$.
- Discuss with a classmate the r -values that could model the heights of a ball bounce. Share your results with the class.

Problem 2 – Changing the Initial Value and the Common Ratio

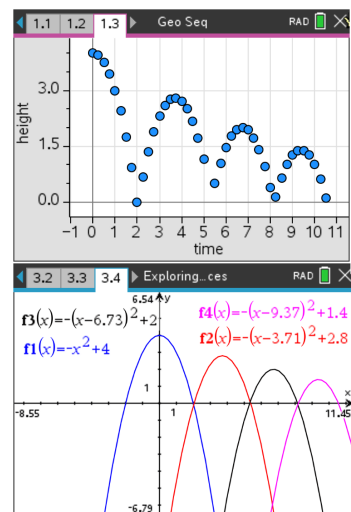
Move to **page 2.1**. On this graph is the function $f_1(x) = b \cdot a^{x-1}$. In the top left corner you will see one slider for the common ratio, a and one slider for the initial value, b . By pressing on the left and right arrows of each slider, you will change the value of a on the interval $-0.1 \leq a \leq 1.1$, with a step of 0.1 , and the value of b on the interval $1 \leq b \leq 5$, with a step of 0.1 . Use the sliders and the resulting function to answer the following question.



- Explain your observations of what happens when b changes. Describe, in the context of a real world problem, what b is also known as.
- Discuss with a classmate which variable seems to have a more profound effect on the sequence. Share your results with the class.

Further Discussion

If time permits, move to pages 3.1 – 3.4. Discuss how the bouncing ball data was generated, making connections to the modeling of real world quadratic data, quadratic transformations, and gravity. Finally, discuss how the bouncing ball connects to geometric sequences.





Extension – Deriving and Applying the Partial Sum Formula

The sum of a finite geometric series can be useful for calculating funds in your bank account, the depreciation of a car, or the population growth of a city.

$$\text{e.g. } S_6 = 4 + 8 + 16 + 32 + 64 + 128$$

In this example, the common ratio is 2, the first term is 4, and there are 6 terms.

The general formula:

$$S_n = a_1 + a_2 + a_3 + \cdots + a_{n-1} + a_n$$

Because $a_n = r \cdot a_{n-1}$, substituting gives

$$S_n = a_1 + r \cdot a_1 + r^2 \cdot a_1 + r^3 \cdot a_1 + \cdots + r^{n-2} \cdot a_1 + r^{n-1} \cdot a_1$$

$$r \cdot S_n = r \cdot a_1 + r^2 \cdot a_1 + r^3 \cdot a_1 + \cdots + r^{n-1} \cdot a_1 + r^n \cdot a_1$$

Subtract the previous two lines.

$$S_n - r \cdot S_n = a_1 - r^n \cdot a_1$$

$$S_n(1 - r) = a_1(1 - r^n)$$

$$\text{So, } S_n = a_1 \cdot \frac{1 - r^n}{1 - r}$$

Use the formula to find the sum of the following finite geometric series.

8. Find S_5 for $a_n = 6 \left(\frac{1}{3}\right)^{n-1}$.

9. $\frac{1}{7} + \frac{1}{7^2} + \frac{1}{7^3} + \frac{1}{7^4} + \frac{1}{7^5} + \frac{1}{7^6} =$

10. Find S_{25} for $a_n = 2(1.01)^{n-1}$.



11. $64 - 32 + 16 - 8 + 4 - 2 + 1 - \frac{1}{2} + \frac{1}{4} - \frac{1}{8} + \frac{1}{16} - \frac{1}{32} + \frac{1}{64} - \frac{1}{128} + \frac{1}{256} =$

Further IB Extension

Mac was trying out a new cheesecake recipe. Once completed, he will be serving it to his family. Loving the art of math, he decides to cut the slices using the cheesecake's volume. Each slice will represent a term in a geometric sequence, with the smallest being cut first.

The second smallest slice has a volume of 80 cm^3 . The fourth smallest slice has a volume of 1280 cm^3 .

- (a) Find the common ratio. [2 marks]
- (b) Find the volume of the smallest slice. [2 marks]
- (c) The cheesecake has a total volume of $27,300 \text{ cm}^3$, find how many family members get to try Mac's delicious cheesecake.

[2 marks]