



Math Objectives

- Students will show graphically that a Taylor Series for a function becomes the function as the number of terms increases towards infinity.


Activity Type

- Teacher Demonstration

About the Lesson

- The teacher will graphically demonstrate the property of a Taylor Series becoming equal to a function as the number of terms reaches infinity. As the n value in the slider changes, more or less terms of the Taylor Polynomial are shown. As n increases, the graph of the Taylor polynomial is closer to the graph of the original function.

Directions

- Use the  button to select the up/down arrows to view more or fewer terms of the Taylor Series for the given function.
- To change the function, double-click on the graph of the function to type in your new function.



TI-Nspire™ Navigator™ System

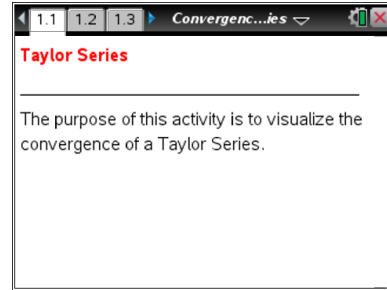
- Send the TI-Nspire document.
- Monitor student progress using Class Capture and Quick Poll.
- Use Live Presenter to spotlight student answers.

Activity Materials

Compatible TI Technologies:  TI-Nspire™ CX Handhelds,



TI-Nspire™ Apps for iPad®,  TI-Nspire™ Software



Tech Tips:

- This activity includes screen captures taken from the TI-Nspire CX handheld. It is appropriate for use with any of the TI-Nspire family of products including TI-Nspire software and TI-Nspire App. Slight variations to these directions might be required if using other technologies beside the handheld.
- Watch for additional Tech Tips throughout the activity for the specific technology you are using.
- Access free tutorials at <http://education.ti.com/calculators/pd/US/Online-Learning/Tutorials>

Lesson Files:

TI-Nspire document

- Convergence_of_Taylor_Series.tns

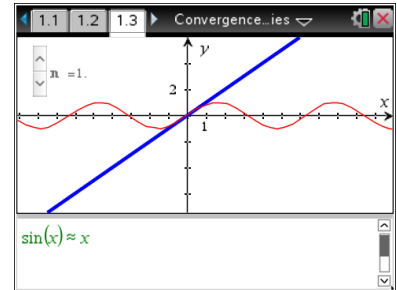
Visit www.mathnspired.com for lesson updates.



Student Activity Questions and Answers

Class Discussion: For each function, discuss how many terms are needed until the Taylor Series matches the function in the given window.

For $\sin x$ and $\cos x$, students should note that only odd or even values of n change the graph.



Other functions to examine:

1. $\cos x$
2. e^x
3. $\ln x$
4. polynomial functions